JINKUSHAL INDUSTRIES LTD.

Q2 & H1 FY27

Investor Presentation



Jinkushal Industries

November 2026

Disclaimer

This presentation and the accompanying slides (the presentation), which have been prepared by Jinkushal Industries Limited solely for informational purposes, do not constitute any offer, recommendation, or invitation to purchase or subscribe for any securities and shall not form the basis or be relied on in connection with any contract or binding commitment whatsoever. No offering of securities of the Company will be made except by means of a statutory offering document containing detailed information about the Company. This presentation has been prepared by the company based on information and data that the company considers reliable, but the company makes no representation or warranty, express or implied, whatsoever, and no reliance shall be placed on the truth, accuracy, completeness, fairness, and reasonableness of the contents of this presentation.

This presentation may not be all-inclusive and may not contain all of the information that you may consider material. Any liability in respect of the contents of, or any omission from, this presentation is expressly excluded. Certain matters discussed in this presentation may contain statements regarding the company's market opportunity and business prospects that are individually and collectively forward-looking statements. Such forward-looking statements are not a guarantee of future performance and are subject to known and unknown risks, uncertainties, and assumptions that are difficult to predict.

These risks and uncertainties include, but are not limited to, the performance of the Indian economy and of the economies of various international markets; the performance of the industry in India and worldwide; competition; the company's ability to successfully implement its strategy; the company's future levels of growth and expansion; technological implementation, changes, and advancements; changes in revenue, income, or cash flows; the company's market preferences; and its exposure to market risks, as well as other risks. The company's actual results, levels of activity, performance, or achievements could differ materially and adversely from results expressed in or implied by this presentation. The company assumes no obligation to update any forward-looking information contained in this presentation. Any forward-looking statements and projections made by third parties included in this presentation are not adopted by the company, and the company is not responsible for such third-party statements and projections.

Directors



ANIL KUMAR JAIN

CHAIRMAN & EXECUTIVE DIRECTOR (PROMOTER)

Holds Diploma in Mechanical Engineering, 37+ years experience in construction equipment, logistics and mining sectors. Provides strategic leadership; took over the management of Company since 2009.



ABHINAV JAIN

MANAGING DIRECTOR & CEO (PROMOTER)

Mechanical Engineering Background, enables in leading in Refurbishments and own brand project. Leads International Sales and expansion efforts. Instrumental in operations and growth.



SUMEET KUMAR BERLIA

EXECUTIVE DIRECTOR & CFO

Oversees Finance and Accounts; ensures financial controls and reporting. Brings professional expertise with his Chartered Accountant Qualification to support growth strategy .

Index

Jinkushal Industries

01 Company Overview

02 Industry Overview

03 Business Model and Operations

04 Leadership And Strategy

05 Financial Performance

06 Appendix

- Industrial Outlook
- JKIPL Business Details
- Financials

Key Highlights

Jinkushal Industries

INDIA'S LARGEST EXPORTER OF NON-OEM CONSTRUCTION MACHINES - as per Care Edge Report

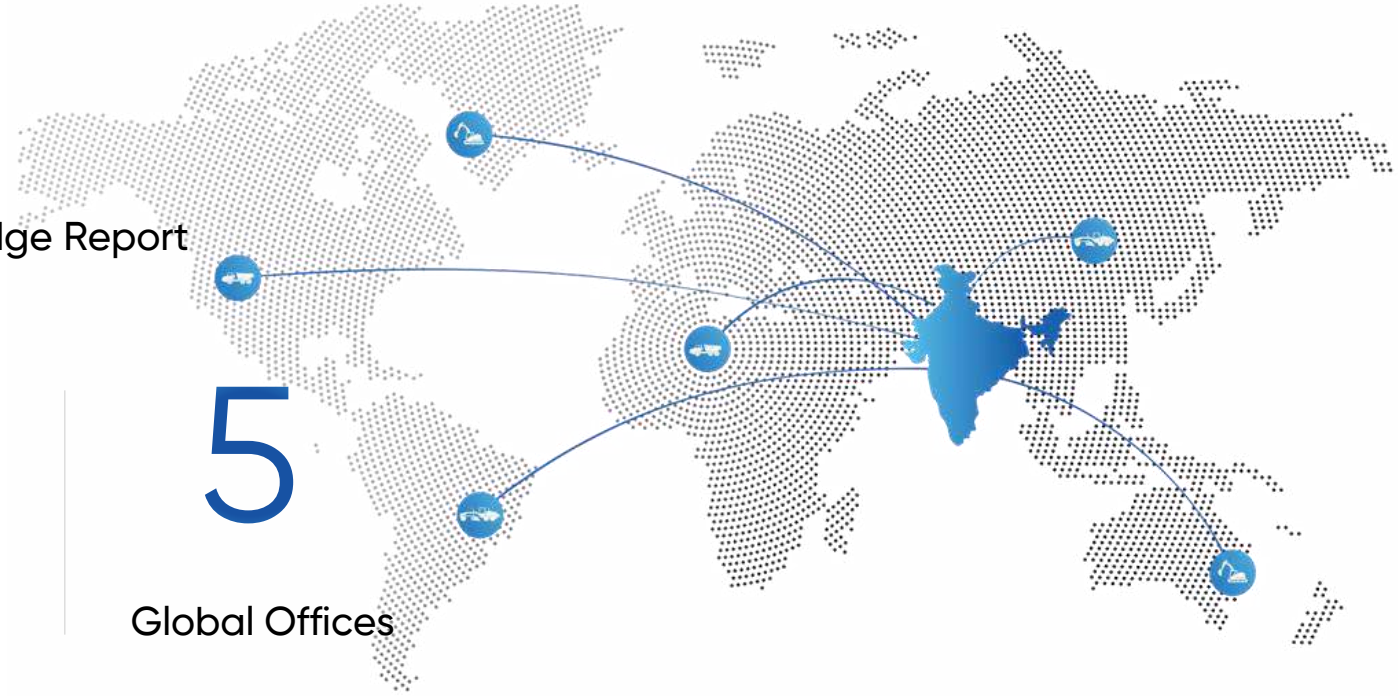

35+
Countries We Served

6.9%
Market share

5
Global Offices

DGFT Certified 3-Star Export House

2500+
Machines Exported

150+
Employees

Business

60,000 Sq.ft.
Own Refurbishment Centre

250+
Suppliers

Diversified Product Portfolio

50+ Years
Promoter Family Business Legacy



Jinkushal Industries

Know More

Jinkushal Industries Limited ("JKIPL") is India's largest non-OEM exporter of construction machinery (Source: CARE Edge).

We are in the niche business of Exports of Refurbished, Customised and Own Brand Sales of Construction equipment through our 3 different product verticals.

We also retain our Complementary business of Machinery Rentals & business of logistics-warehousing and earn a small portion of revenue from there.

Asset-light business model with strong focus on customer trust, fast execution, and after-sales support

Strategic Direction

Jinkushal Industries

Mission

To revolutionize the construction equipment industry by offering a seamless, transparent and tech-enabled platform for buying and selling used and new machinery. To create customer-focused, technologically advanced, and feature-rich equipment under our own brand delivering exceptional value through innovation and quality.

Vision

To become the world's largest and most trusted one-stop destination for used and new construction and mining equipment, while developing and delivering customer-focused, value-driven machinery under our own brand, HexL. We aim to empower businesses across the globe with reliable equipment, innovative features and seamless procurement experiences.

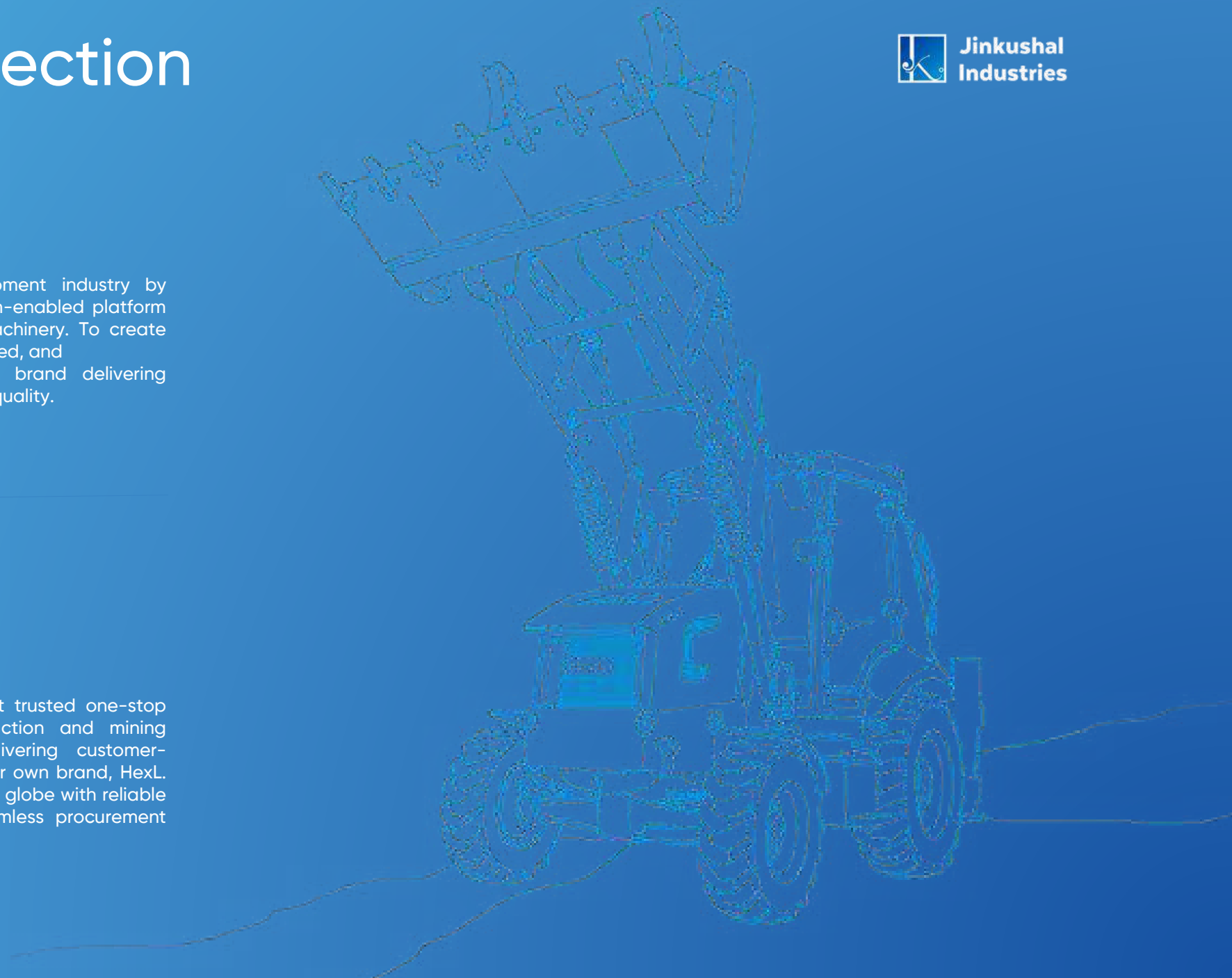

Our Journey

Jinkushal Industries



2007

Incorporated in Nov 2007



2009

Current Promoters took over; Initiated Equipment Leasing and Contracting



2017

Ventured into export of used construction equipment



2022

Annual revenue crossed ₹100 Cr



2023

1. Incorporated a wholly-owned overseas subsidiary in Dubai (UAE)

2. Achieved Two-Star Export House status (DGFT) .

3. Received ET MSME-India's Top Exporter of the Year Award (2023)



2024

1. Undertook strategic Business acquisition via Overseas Subsidiary

2. Achieved Three-Star Export House Status (DGFT)

3. Launched HexL, JKIPL's own brand of Backhoe Loaders



2025

1. Appointed 3 independent directors to the Board, adding diverse expertise and experience

2. The Company successfully listed on the BSE & NSE Platform on 03rd October 2025



2026

1. Formation of step-down subsidiary in Abu Dhabi (UAE)

2. Formation of subsidiary in Hong Kong

Business Model and Operations

Jinkushal Industries

1

New/Customised Machines:

Exports of new CE, tailored to client specs.

2

Used/Refurbished Machines

Export of fully refurbished CE (as-good-as-new quality).

3

HexL Brand

Export of proprietary backhoe loaders (new brand launched 2024).







- End-to-End Solutions: JKIPL's platform spans full value chain – sourcing, refurbishment, customization (accessories), after-sales parts & support.
- Synergies: Each vertical reinforces the others (shared network, cross-selling). Customers get "one-stop" access to varied equipment and services.
- Asset-Light Focus: Business model emphasizes partnerships (contract mfg, 3rd-party refurbs) over heavy capital assets, enabling scalability without large fixed costs.

We have an efficient procurement, supply chain & refurbishment network

Broad Sourcing Network

250+

Suppliers

Refurbishment Infrastructure

77+

In-house workforce in our 60,000 Sq. ft. State of Art refurbishment workshop

07

Designated centres in India & UAE

Logistics and Supply Chain Process

Jinkushal Industries



1. Preparation & Loading
2. Transportation to Port
3. Customs Clearance
4. Port Handling
5. Shipping & Documentation
6. Sailing & Payment terms
7. Final Inland Transport
8. Import & Delivery at Destination

Asset-light Manufacturing & Tech Orientation

Contract Manufacturing (HexL) : HexL brand machines are produced via outsourced contract manufacturing to meet JKIPL's specifications – no heavy factory capex .

Quality Control & R&D : Even with outsourcing, JKIPL enforces stringent quality checks and ongoing product improvements (custom features, safety enhancements).

Digital Operations : Implemented modern IT systems for inventory, order tracking and supply chain management to reduce cycle times and costs.

Refurbishment Expertise : Specialized processes and partner network ensure refurbished machines meet performance/safety standards; scalable by engaging additional workshops.

Key Point: This approach keeps JKIPL asset-light while ensuring technical control and efficiency.





Jinkushal Industries

85+ Customers

total till date

₹ 18,705.79 Lakhs

Export Value for the period ended 30th September 2026

Export Footprint

Products reach 35+ countries across Middle East, Europe, Africa, Latin America, SE Asia (e.g. UAE, Mexico, Netherlands, Belgium, UK , South , Africa and Australia) .

Regional Hubs

Hexco Global (Dubai) serves Middle East/Africa;
Hexco Global (USA) covers Americas.

Local Partners

Extensive dealer and customer network extends last-mile distribution and support in various markets.

Diversification

Wide geographic spread mitigates country/regional risk and taps global infrastructure demand.

Jinkushal Industries

Diversified Product Portfolio



Broad Range

Full suite of construction machinery: excavators, backhoe loaders, wheel loaders, bulldozers, cranes, motor graders, compactors, asphalt pavers, etc.

Multi-Brand Sourcing

Procures equipment From multiple leading OEMs – giving customers choice of brands and configurations.

Sector Coverage

Equipment serves infrastructure, mining, agriculture, and urban development projects, providing one-stop solutions.

Continuous Expansion

New product categories (e.g. electric machinery, advanced pavers) to be added as market evolves, enhancing resilience of revenue streams.



Diversified customer base and longstanding relationships

Jinkushal Industries

Global Clientele

Customers across 35+ countries, anchored by long-term relationships

Loyalty & Repeat Business

Many clients have relationships >5 years, repeatedly ordering additional machines as they expand business.

After-Sales Focus

Emphasize spare parts availability and technical support; high service levels foster repeat orders.

Industry Recognition

Awarded 3-Star Export House status (2024) – strengthens trust among buyers.

Implication

Stable, repeat customer base underpins revenue visibility and growth potential.

Key Strengths & Competitive Advantages

Jinkushal Industries

1

Market Leadership

#1 non-OEM CE exporter in India (6.9% market share in exports), largest Indian exporter in this segment.

2

Refurbishment Pioneer

Value-engineering and refurbishing used machinery, differentiating from competitors who focus only on new machines

3

Diversified Offerings

Balanced portfolio of new and used machines and own-brand products increases cross-sell and resilience.

4

Execution Capabilities

Vast supplier and partner network enables consistent supply and project execution

5

Experienced Team

Management's long industry experience ensures robust strategy and execution.

Experienced Leadership Team



Promoter-Directors

Mr. Anil Kumar Jain (Chairman & Executive Director) and Mr. Abhinav Jain (Managing Director & CEO) driving strategy with vast construction equipment industry & financial expertise.

Professional Management

Experienced cadre of managers in operations, sales, finance – supporting the promoters' vision.

Governance

Six-member Board (3 independent) provides oversight.

Domain Knowledge

Team's deep understanding of equipment technology and international markets helps navigate technical/trade challenges

Human Capital

150+ employees (engineers, technicians, logistics, sales professionals) with specialized skills, creating a competitive moat.

Growth Strategy

Jinkushal Industries

1. Integration and Diversification Further

- Expand and streamline the supply chain by onboarding more vendors for procurement, refurbishment, customization, and contract manufacturing.
- Diversify supplier base to mitigate risks, ensure consistent machine availability, and strengthen quality control and cost efficiency.
- Enhance focus on own brand and branded product lines to improve production control, maintain quality standards, and deliver customized solutions.

2. Sales Volume Growth

- Deepen presence across multiple markets with targeted expansion initiatives and strategic partnerships.
- Leverage global distribution network to expand customer base and drive higher volumes in both new and refurbished equipment.
- Increase penetration with wholesale buyers, dealers, rental companies, and infrastructure developers.

3. Efficiency Enhancement and Cost Optimization

- Streamline procurement, refurbishment, and logistics to shorten turnaround times and improve operational efficiency.
- Invest in technology and process automation to cut costs, reduce inefficiencies, and improve inventory management.
- Integrate advanced systems to enhance accuracy, minimize errors, and strengthen long-term cost-effectiveness.

4. Product Portfolio Expansion

- Move beyond current product lines (excavators, loaders, graders, bulldozers) and introduce new categories such as electric construction machines.
- Align with environmental and regulatory trends, making the brand "future ready."
- Cater to wider customer needs while positioning JKIPL as a forward-looking provider of sustainable solutions.

5. Brand Recognition Creation and Strengthening

- Build brand awareness and visibility through structured marketing, digital campaigns, and participation in international exhibitions.
- Strengthen distributor and dealer relationships with training, marketing support, and after-sales service quality.
- Reinforce customer engagement and brand recall in both domestic and international markets.

6. Working Capital Optimisation

- Shorten working capital cycle by improving inventory management, procurement, and brand positioning.
- Optimize inventory turnover, reduce holding periods, and negotiate better payment terms with stronger brand leverage.
- Efficient working capital management to sustain growth, improve liquidity, and support the scalable business model.



Appendix A – Industrial Outlook



Jinkushal Industries

Backhoe Loader Segment

Steady Growth Outlook

Core Segment
Backhoe loaders are versatile (excavation + loading). Global market grew from $3.61 Bn (2019) to $4.44 Bn (2023) (~5.3% CAGR).

Demand Drivers
Continued urbanization and road/utility projects, plus multi-use nature of backhoes, sustain demand in developing markets.

Future Potential
Market expected to expand with infrastructure investment; HexL brand (JKIPL's backhoe line launched 2024) is well positioned for volume growth.

5.3%
CAGR



Backhoe Loader Segment

India – Engineering Exports & Policy Support

Jinkushal Industries

- **Engineering Exports Share :** India's engineering goods exports comprise ~24–27% of total merchandise exports , indicating the sector's importance. Within this, exports of construction machinery (a subset) have been growing as Indian companies (like JKIPL) expand abroad.

- **Export Growth :** India's engineering exports stood at USD 109.3 bn in FY2024, up from ~USD 107 bn in FY2023 . Despite global headwinds, growth was maintained. By FY2029, this figure is expected to rise significantly as new markets open and product ranges diversify.

- **Government Initiatives :** The government has implemented various measures benefiting exporters:

- **Shift to High-Value Manufacturing :** India is moving up the value chain to export more complex and high-value products (e.g., aerospace parts, heavy machinery) . This complements JKIPL's growth, as acceptance of India- made (or India-refurbished) heavy equipment improves globally.

    a. Export Promotion Schemes : e.g., RoDTEP (Refund of Duties and Taxes on Exported Products) which JKIPL avails (our other operating income includes RoDTEP incentives) .

    b. Free Trade Agreements (FTAs): New FTAs with markets like UAE, Australia, UK etc. reduce tariffs for Indian machinery exports, enhancing competitiveness .

    c. Market Access Initiatives: Trade delegations, lines of credit to Africa, and project export support through EXIM Bank help Indian engineering exporters win overseas orders.

- **Implication for JKIPL :** A supportive export environment and rising global demand for cost-effective equipment provide a tailwind. As a Three-Star Export House, JKIPL is well-positioned to capitalize on incentives and the positive perception of Indian exporters on the world stage.



Jinkushal Industries

Global Used Equipment Market – Large and Growing

Global Used Equipment Market

$132B → $177B

(6% CAGR)

- Used machines are 20–50% cheaper than new.
- Infrastructure boom across emerging markets
- Rental industry driving demand Digital marketplaces (e-commerce) expand customer access to used machines.

Cost & Sustainability
Driving Used Equipment Uptake

Jinkushal Industries

Cost Advantage

New machinery prices have surged recently due to ongoing global supply chain constraints. This shift is making used or refurbished manufacturing equipment highly attractive, offering a significantly lower upfront capital cost while still successfully meeting all operational performance needs.

Circular Economy

A growing public emphasis on environmental sustainability naturally drives the adoption of product reuse. The process of refurbishment greatly extends useful machine life and drastically cuts the environmental carbon footprint vs. manufacturing new units.

Rental Market

Growth of equipment rental/leasing (leasing sector CAGR >10%) means more high- quality used machines in circulation; JKIPL serves rental firms and dealers.

Digital Platforms

Online equipment marketplaces improve liquidity and visibility for used equipment transactions.



Rental & Used Equipment Market Trends

Jinkushal Industries

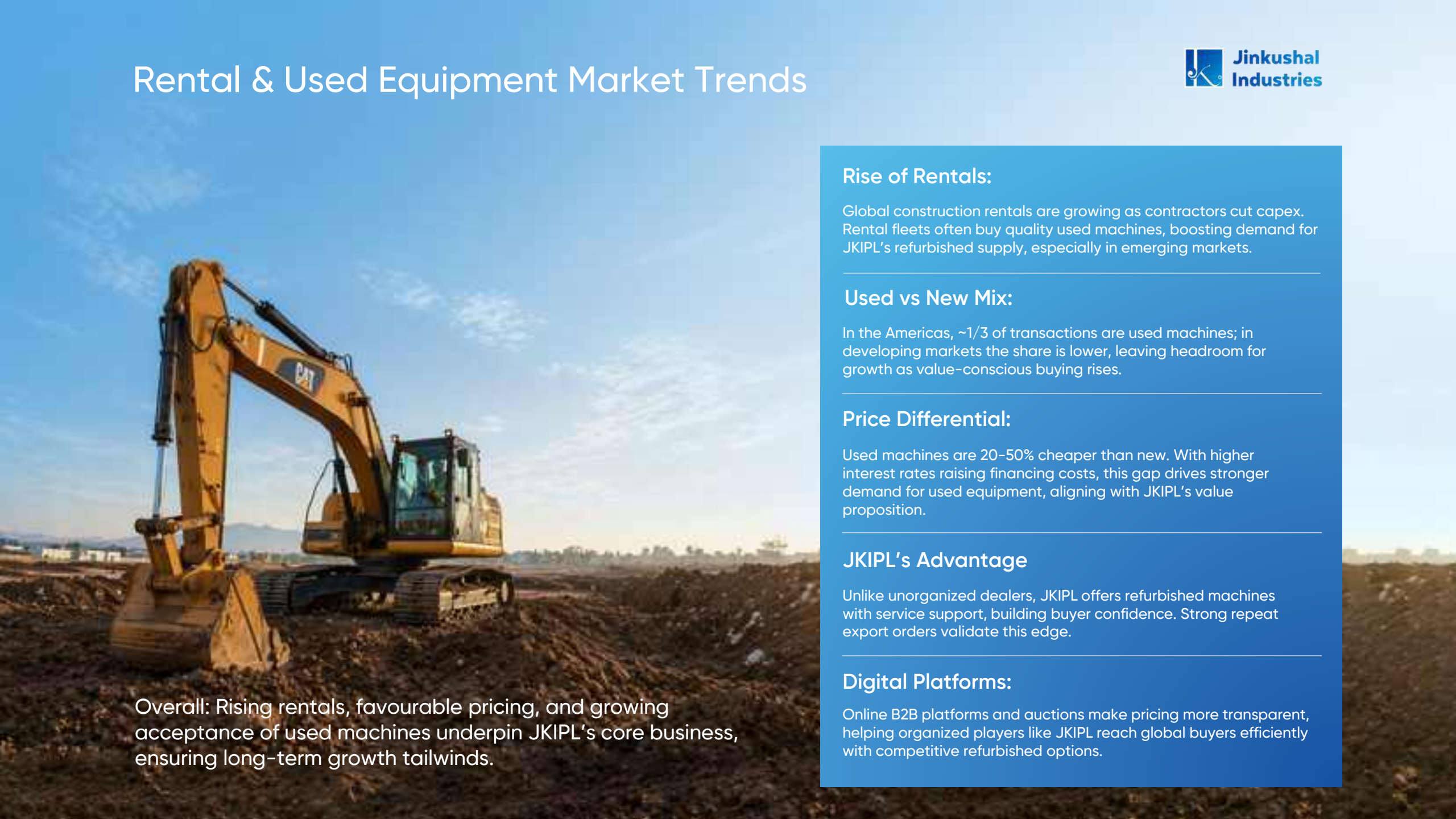

Rise of Rentals:

Global construction rentals are growing as contractors cut capex. Rental fleets often buy quality used machines, boosting demand for JKIPL's refurbished supply, especially in emerging markets.

Used vs New Mix:

In the Americas, ~1/3 of transactions are used machines; in developing markets the share is lower, leaving headroom for growth as value-conscious buying rises.

Price Differential:

Used machines are 20-50% cheaper than new. With higher interest rates raising financing costs, this gap drives stronger demand for used equipment, aligning with JKIPL's value proposition.

JKIPL's Advantage

Unlike unorganized dealers, JKIPL offers refurbished machines with service support, building buyer confidence. Strong repeat export orders validate this edge.

Digital Platforms:

Online B2B platforms and auctions make pricing more transparent, helping organized players like JKIPL reach global buyers efficiently with competitive refurbished options.

Overall: Rising rentals, favourable pricing, and growing acceptance of used machines underpin JKIPL's core business, ensuring long-term growth tailwinds.



Technological & Regulatory Trends

Emission Norms

Stricter CE emission standards (EU Stage V, upcoming BS VI-equivalent) drive replacement of old equipment – an opportunity for JKIPL's refurbished/ new sales.

Electrification

Global shift toward electric CE; JKIPL planning to introduce electric Backhoe loaders and loaders as part of HexL lineup.

Digitalization

Adoption of AI-assisted and operator insights and friendly features, improve equipment uptime and supports premium offerings.

Skill Trends

Emphasis on safety and automation features in machinery (e.g., auto-identification, sensor packages) – are key areas for product differentiation



Appendix B
JKIPL Business Details

Equipment Categories

Jinkushal Industries

Excavators


CAT 324


CAT 321


CAT 321DLCR


CAT 330BL

Backhoe Loaders


CASE 770EX


CASE 570 SV

Motor Graders


CAT 140H


CAT 140K2

Cranes


Terex RT780

Dozers


CAT D8


CAT D6R


CAT D6R2

Road Pavers


Wirtgen SP500

Wheel Loaders


CAT 950GC


CAT 966K


CAT 950H

Rollers


HAMM HC 119i


CASE 1107NX


CASE 1107EX


DYNAPAC CC425

Telehandler


JCB 540-170


JCB 530-70

Own Brand

Backhoe Loader

HexL 420x



Customized Solutions & Customer Benefits

Jinkushal Industries

1 **Customization Capability**

JKIPL machines are often tailored to customer needs. For new units, we add attachments or modifications – e.g., hydraulic piping kit, AC, Cabin, or special buckets etc., so machines arrive "job-ready," saving time and retrofit costs.

2 **Refurbished Quality Assurance:**

Every refurbished machine undergoes a rigorous inspection checklist. Engines, hydraulics, and transmissions are repaired or replaced as needed, with performance certified to standard. Customers get reliable machines at lower cost.

3 **Cost Savings**

Refurbished machines deliver considerable savings vs. new, improving project IRRs. Even customized new machines are cost-effective due to efficient sourcing and in-house value- add.

4 **After-Sales Support**

JKIPL ensures parts supply and service for all machines, including used ones. We also help with operator training, which is especially valuable for overseas buyers.

5 **Flexibility & One-Stop Solution:**

Customers can source multiple brands and types from us in one place. For repeat buyers, we maintain spec profiles to speed up orders and ensure consistency.

Bottom line: JKIPL's focus on customization, refurbishment quality, and support creates clear benefits-cost savings, reliability, and convenience-driving strong repeat business.

Operational Infrastructure & Facilities



1 Registered Office

Our registered office is in Raipur, Chhattisgarh (central India).



2 Storage Yards

We have secured yards/warehouses near major ports (Navi Mumbai-Nhava Sheva and in Dubai-Jebel Ali via subsidiary) where machines are stored, inspected, and consolidated for shipping. These yards can hold several machines and have equipment for loading/unloading. They are critical for staging exports.



3 Refurbishment Centres

As noted, we partner with 6 refurb centres across India (in Key geographical locations) and 1 in UAE. We have arrangements with these designated centres to refurbish our machines according to our instruction.



4 HexL Assembly Plans:

HexL brand machines are produced via outsourced contract manufacturing to meet JKIPL's specifications and Exported from there.

JKIPL Business Vertical Wise Performance

Jinkushal Industries

Product-wise Revenue Trend (₹ Lakhs)

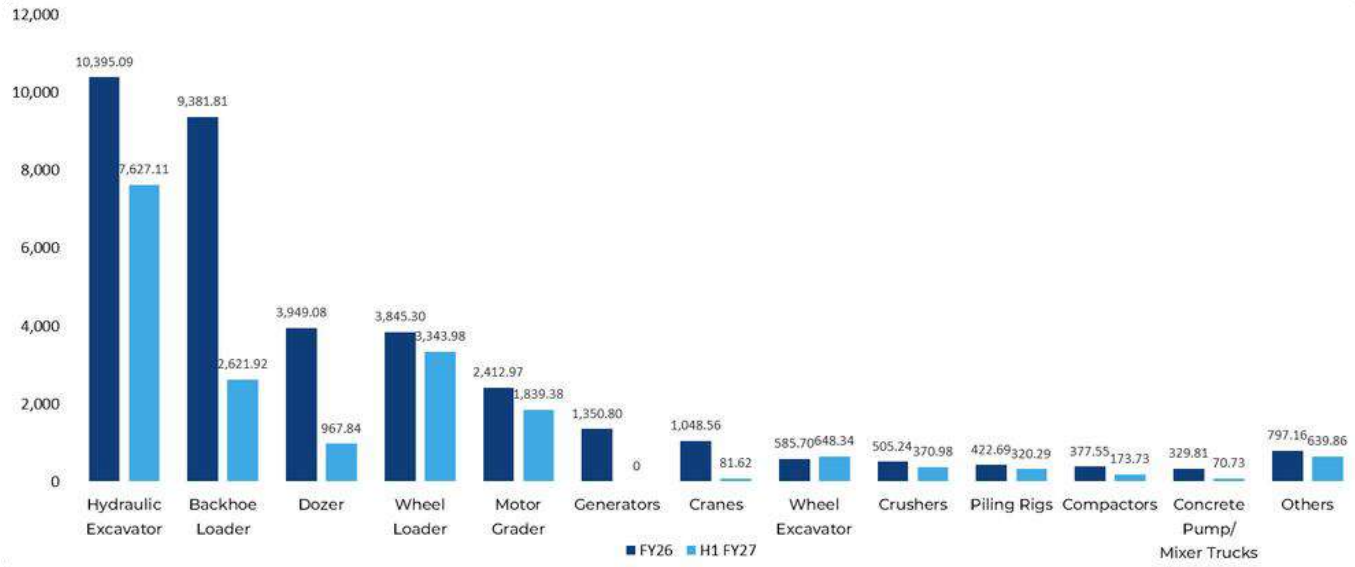

Revenue by Business Vertical - H1 FY27

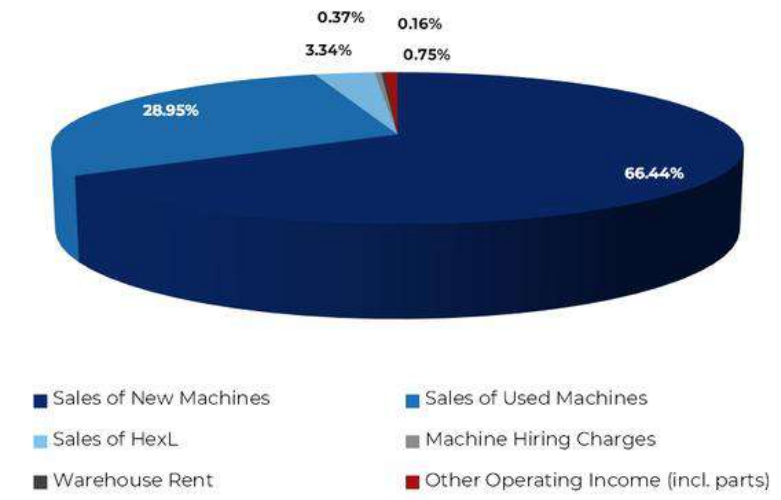

Excavators and wheel loaders lead H1 growth; new machines contribute two-thirds of revenue

In Rs.

Geography Revenue Mix H1 FY2027 :

Domestic	Export Sales
2.38 Cr (1.25%)	187.05 Cr (98.75%)

Segment Revenue Mix :

125.86 Cr (New)	54.84 Cr (Used)	6.32 Cr (HexL)



Jinkushal Industries

Appendix C – Financials

Key Performance Indicators
(Financial and Operational)

Jinkushal Industries

Export Focus –

~99% of JKIPL's revenue is export-derived, underlining global orientation.

Machine Supplied –

Since 2017,supplied ~2,500+ machines worldwide; With 1000+ in last two years

Customer Metrics –

Top-5 clients account For ~85% of revenue (H1 FY27), reflecting strong relationships.

Financial KPIs –

5-year revenue CAGR 36.09% ; H1 FY27
D/E - 0.64

Profitability And Margins

Revenue, EBITDA, and PAT Trends (₹ Lakhs)



In Rs.

8.19 Cr (4.32%)

EBITDA (EBITDA Margin) H1 FY27

2.76 Cr (1.46%)

PAT (PAT Margin) H1 FY27

189.43 Cr

H1 FY27 Revenue, up 55.7% YoY

Jinkushal Industries

H1 FY27 Performance Highlights

- **Strong Half-Year Revenue Growth**

  Consolidated revenue grew 55.7% YoY to ₹189.43 Cr in H1 FY27, and standalone revenue rose 56.2% YoY to ₹139.83 Cr.

- **Q2 FY27: Strong International Execution**

  Q2 consolidated revenue grew 82.5% YoY to ₹132.86 Cr. Standalone revenue rose 69.5% YoY and 72.6% QoQ to ₹88.54 Cr, an increase of ₹36.31 Cr over Q2 FY26.

- **Core Equipment Categories Lead Growth**

  Hydraulic excavators contributed ₹76.27 Cr in H1, already 73% of their FY26 full-year sales. Wheel loaders reached ₹33.44 Cr, 87% of FY26 levels. Wheel excavator sales in H1 have already exceeded the full FY26 figure.

- **Export-Led, Diversified Business**

  Exports made up 98.75% of H1 revenue. New machines contributed ₹125.86 Cr and used machines ₹54.84 Cr. South Africa sales of ₹52.45 Cr in H1 already exceed the full FY26 figure.

PAT Trend and Reasons for Moderation

PAT and PAT Margin Trend (₹ Lakhs)

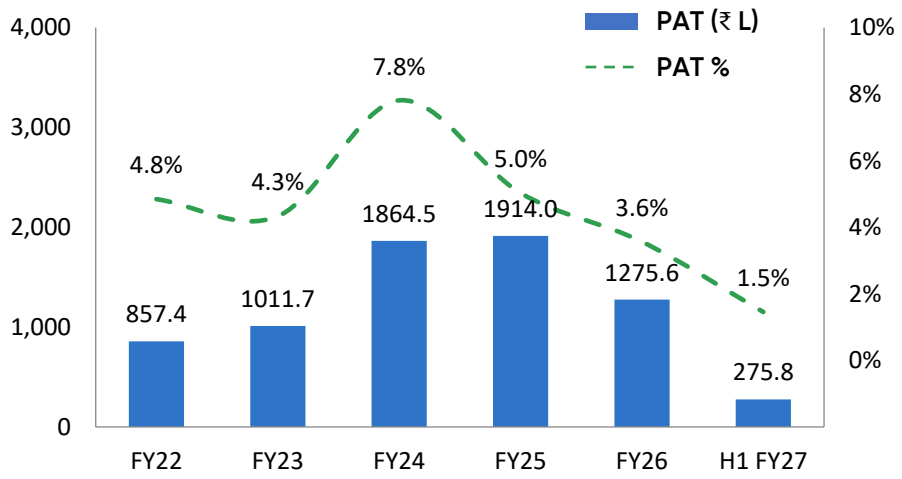

Reasons for Margin Moderation

- **Brand Development Investments**

  Continued spending on establishing the HexL brand, including product development, marketing, dealer onboarding and customer development across international markets, with returns expected as the brand gains scale.

- **International Market Expansion**

  Higher investment in market penetration, customer acquisition and distribution reach across new and existing geographies, building a broader base for future growth.

- **Overseas Inventory Positioning**

  Strategic deployment of equipment closer to key overseas markets improves availability, responsiveness and customer proximity, with associated carrying, storage and logistics costs.

- **Business Mix Evolution**

  A higher share of new equipment in the revenue mix during the scale-up phase, along with expansion into new products, markets and customer segments, diversifying the portfolio for long-term resilience.

- **Investment in People & Capabilities**

  Strengthening of international sales, procurement, logistics, operations and business-development teams to support larger execution volumes and a growing global footprint.

- **External Market Factors**

  Freight-rate movements, shipping-route disruptions arising from geopolitical tensions, currency volatility and competitive pricing conditions across export markets affected realisations and execution costs.

Margin moderation in H1 FY27 reflects growth-oriented investments in brand building, global expansion, people and inventory positioning, which strengthen the Group's long-term capabilities and market presence.

Consolidated H1 FY27 Profit & Loss Statement

Jinkushal Industries

(in ₹ Lakhs)

	Particulars	For the Quarter ended 30-Sep-26 (Unaudited)	For the Quarter ended 30-Jun-26 (Unaudited)	For the Quarter ended 30-Sep-25 (Unaudited)	For the Half Year ended 30-Sep-26 (Unaudited)	For the Half Year ended 30-Sep-25 (Unaudited)	For the Year ended 31-Mar-26 (Audited)
I	**Revenue**						
	Revenue from operations	13,286.46	5,656.55	7,281.66	18,943.01	12,164.07	35,756.15
	Other income	113.87	551.89	42.81	632.58	393.34	203.22
	Total revenue	**13,400.33**	**6,208.44**	**7,324.47**	**19,575.59**	**12,557.41**	**35,959.37**
II	**Expenses**						
	Cost of material consumed	155.29	162.47	163.07	317.76	288.65	575.34
	Purchase of machines for trade and refurbishment	8,968.31	8,593.58	3,609.11	17,561.90	6,719.99	27,421.09
	Changes in inventories of finished goods, stock-in-trade and WIP	615.76	(4,367.95)	959.58	(3,752.18)	854.67	(3,089.99)
	Direct expenses	506.27	379.24	75.18	885.51	286.79	1,069.85
	Employee benefit expenses	462.69	383.43	232.38	846.12	453.37	1,101.92
	Finance costs	197.10	146.00	157.90	343.10	285.86	506.23
	Depreciation and amortisation expense	27.81	25.77	21.16	53.57	41.91	83.60
	Other expenses	2,349.39	581.59	1,539.48	2,897.79	2,333.52	6,598.88
	Total expenses	**13,282.62**	**5,904.13**	**6,757.86**	**19,153.57**	**11,264.75**	**34,266.93**
III	**Profit/(loss) before tax (I – II)**	117.71	304.31	566.61	422.02	1,292.66	1,692.44
IV	Tax expense	61.98	84.26	121.78	146.23	197.27	416.87
V	**Profit/(loss) for the period (III – IV)**	55.73	220.05	444.83	275.78	1,095.39	1,275.57
VI	Other comprehensive income	29.41	64.06	170.31	93.47	175.26	259.97
VII	**Total comprehensive income (V + VI)**	85.14	284.11	615.14	369.25	1,270.65	1,535.55
	Attributable to shareholders of the Company	33.16	294.55	578.54	327.65	1,180.65	1,415.78
	Attributable to non-controlling interests	51.99	(10.45)	36.60	41.60	90.00	119.76
VIII	**Earnings per equity share (₹)**						
	Basic	0.02	0.63	1.49	0.66	3.50	3.15
	Diluted	0.02	0.63	1.49	0.66	3.50	3.15

Standalone H1 FY27 Profit & Loss Statement

Jinkushal Industries

(in ₹ Lakhs)

	Particulars	For the Quarter ended 30-Sep-26 (Unaudited)	For the Quarter ended 30-Jun-26 (Unaudited)	For the Quarter ended 30-Sep-25 (Unaudited)	For the Half Year ended 30-Sep-26 (Unaudited)	For the Half Year ended 30-Sep-25 (Unaudited)	For the Year ended 31-Mar-26 (Audited)
I	**Revenue**						
	Revenue from operations	8,854.06	5,129.42	5,222.66	13,983.48	8,954.83	31,337.61
	Other income	97.83	534.74	0.07	599.38	295.48	65.19
	Total revenue	**8,951.88**	**5,664.16**	**5,222.73**	**14,582.86**	**9,250.31**	**31,402.80**
II	**Expenses**						
	Cost of material consumed	155.29	162.47	163.07	317.76	288.65	575.34
	Purchase of machines for trade and refurbishment	6,931.50	4,764.21	3,630.93	11,695.70	6,579.25	25,293.09
	Changes in inventories of finished goods, stock-in-trade and WIP	253.51	(647.15)	379.25	(393.64)	237.49	80.34
	Direct expenses	506.27	379.24	75.18	885.51	286.79	1,069.85
	Employee benefit expenses	277.39	247.02	189.61	524.40	364.08	901.68
	Finance costs	192.96	142.75	155.64	335.71	281.01	495.52
	Depreciation and amortisation expense	25.38	24.90	20.91	50.28	41.41	82.40
	Other expenses	274.42	175.52	131.83	416.76	243.51	1,244.10
	Total expenses	**8,616.70**	**5,248.96**	**4,746.42**	**13,832.48**	**8,322.19**	**29,742.33**
III	**Profit/(loss) before tax (I – II)**	335.18	415.20	476.31	750.38	928.12	1,660.47
IV	Tax expense	61.98	84.26	121.78	146.23	197.27	416.87
V	**Profit/(loss) for the period (III – IV)**	273.21	330.94	354.53	604.15	730.86	1,243.60
VI	Other comprehensive income	2.77	(0.03)	1.13	2.74	0.91	(4.10)
VII	**Total comprehensive income (V + VI)**	275.97	330.91	355.66	606.88	731.77	1,239.50
VIII	**Earnings per equity share (₹)**						
	Basic	0.71	0.86	1.19	1.57	2.46	3.65
	Diluted	0.71	0.86	1.19	1.57	2.46	3.65

Consolidated H1 FY27 Balance Sheet

Jinkushal Industries

(in ₹ Lakhs)

Equity & liability	H1 FY27 (30-Sep-26)	FY26 (31-Mar-26)
A. Equity		
Equity	3,838.60	3,838.60
Other Equity	15,896.95	15,569.25
Non – Controlling Interests	882.70	841.16
Net Worth	**20,618.25**	**20,249.02**
B. Non – Current Liabilities		
Lease Liabilities (Non-Current)	32.86	33.97
Provision (Non-Current)	34.89	32.70
Deferred Tax Liabilities (Net)	92.31	68.71
Total Non – Current Liabilities	**160.06**	**135.38**
C. Current Liabilities		
Borrowings (Current)	12,578.11	10,024.59
Lease Liabilities (Current)	6.04	9.16
Trade Payables	565.21	3,201.03
Other Financial Liabilities	383.13	951.89
Provision (Current)	10.91	9.73
Other Current Liabilities	914.48	1,492.60
Current Tax Liabilities (Net)	-	12.07
Total Current Liabilities	**14,457.87**	**15,701.07**
Total equity & liabilities	**35,236.19**	**36,085.47**

ASSETS	H1 FY27 (30-Sep-26)	FY26 (31-Mar-26)
A. Non Current Assets		
PPE, ROU, CWIP and Intangibles	991.50	928.83
Non Current Investments	614.01	569.97
Long Term Loans & Advances	-	-
Other Financial Assets (Non-Current)	1,780.97	289.50
Other Non Current Assets	-	-
Total Non - Current Assets	**3,386.48**	**1,788.31**
B. Current Assets		
Inventories	9,255.42	5,248.11
Trade Receivables	16,840.57	21,732.86
Cash & Bank Balance	1,172.69	3,307.29
Current Investments	2,225.27	2,249.16
Other Financial Assets (Current)	1,065.93	1,081.38
Current Tax Assets (Net)	15.12	-
Other Current Assets	1,274.71	408.00
Assets Held for Sale	-	270.34
Total Current Assets	**31,849.71**	**34,297.17**
Total assets	**35,236.19**	**36,085.47**

Standalone H1 FY27 Balance Sheet

Jinkushal Industries

(in ₹ Lakhs)

Equity & liability	H1 FY27 (30-Sep-26)	FY26 (31-Mar-26)
A. Equity		
Equity	3,838.60	3,838.60
Other Equity	13,331.42	12,724.54
Net Worth	**17,170.02**	**16,563.14**
B. Non – Current Liabilities		
Lease Liabilities (Non-Current)	32.86	33.97
Provision (Non-Current)	34.89	32.70
Deferred Tax Liabilities (Net)	92.31	68.71
Total Non – Current Liabilities	**160.06**	**135.38**
C. Current Liabilities		
Borrowings (Current)	12,578.11	10,024.59
Lease Liabilities (Current)	6.04	9.16
Trade Payables	478.78	2,889.49
Other Financial Liabilities	479.03	951.89
Provision (Current)	10.91	9.73
Other Current Liabilities	453.13	448.45
Current Tax Liabilities (Net)	-	12.07
Total Current Liabilities	**14,006.00**	**14,345.38**
Total equity & liabilities	**31,336.08**	**31,043.90**

ASSETS	H1 FY27 (30-Sep-26)	FY26 (31-Mar-26)
A. Non Current Assets		
PPE, ROU, CWIP and Intangibles	917.03	899.97
Non Current Investments	212.92	117.30
Long Term Loans & Advances	-	-
Other Financial Assets (Non-Current)	1,780.97	128.49
Other Non Current Assets	-	-
Total Non - Current Assets	**2,910.93**	**1,145.76**
B. Current Assets		
Inventories	1,594.11	945.35
Trade Receivables	21,153.78	21,750.65
Cash & Bank Balance	503.53	2,261.07
Current Investments	2,225.27	2,249.16
Other Financial Assets (Current)	839.05	1,081.38
Current Tax Assets (Net)	15.12	-
Other Current Assets	2,094.30	1,340.19
Assets Held for Sale	-	270.34
Total Current Assets	**28,425.16**	**29,898.14**
Total assets	**31,336.08**	**31,043.90**

Jinkushal Industries

Jinkushal Industries

Jinkushal Industries Limited

Contact Person -

Manish Tarachand Pande

(Company Secretary and Compliance Officer)

E-mail : compliance@jkipl.in

Telephone : +917709171934

Website : www.jkipl.in

End of Presentation

Thank you for your attention

